



# Parentlink

The district-wide Parentlink system is now available to all parents. It has been implemented to improve student achievement and attendance by facilitating parental involvement with student grades, homework, and attendance. Increased awareness of school and district activities is another goal of this system.

Parentlink can use the following communication methods:

- **Phone (239)-337-3347 Parentlink Phone Number**
  - Parents can call in to check information about their students as well as hear about homework assignments
  - Parents can receive automated calls with information about their students as well as information about schools and activities
    - If parents prefer, a setting can be enabled to require a password for messages delivered by telephone
- **Letter (hardcopy)**
  - Parents can receive automated reports or letters mailed or sent home with their students
- **Email**
  - Parents can receive automated emails with information about their students as well as information about schools and activities
- **WEB <http://Parentlink.LeeSchools.Net> Parentlink Web site**
- Parents can sign up for secure access to their student’s information accessible from any computer connected to the internet. Parents use one Login and Password to view information online for **all** of their students in the district.
  - **Parent Login ID** is the 8 digit student id of the oldest child in the Lee County School District plus their first and last initial. Parentlink creates a separate Login/Password for each parent or guardian.
  - **Parent Password** is the birth date of the oldest child in the Lee County School District in this format: MMDDYY. Example: John Smith and Tammy Smith
    - Parent John Smith and Parent Tammy Smith have child Ashley Smith (id #12345678, birthdate is 04/06/1988)
    - Parent John Smith's ParentLink login / password = **12345678JS / 040688**
    - Parent Tammy Smith’s Parent login/password = **12345678TS / 040688**
    - If both parent’s initials happen to be the same, John Smith and Jane Smith, the 2<sup>nd</sup> parent would have the number 1 after their initials:
    - Parent John Smith’s login / password = **12345678JS / 040688**
    - Parent Jane Smith’s login / password = **12345678JS1 / 040688**

**student id number + parents first and last initial**

Please Login below

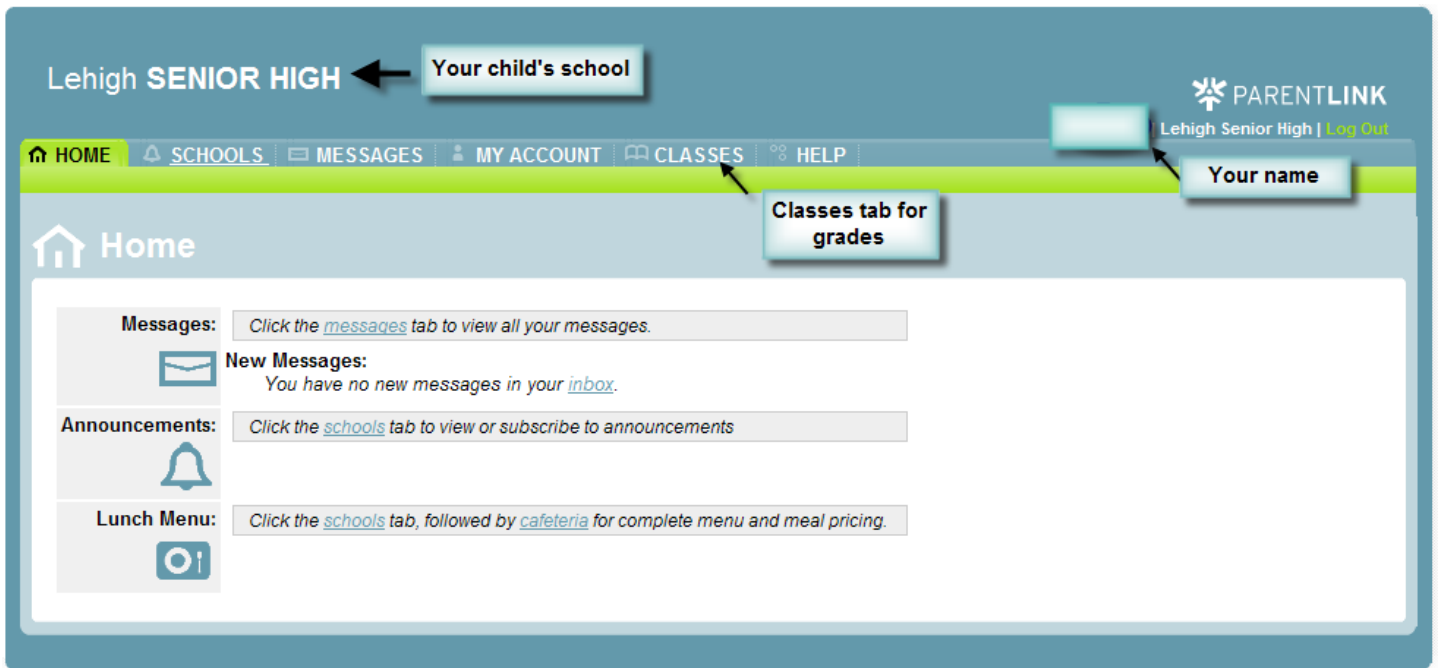
User Name:

Password:

[I forgot my password](#)

- Custodial parents should make sure that the student’s other parent or guardian is made aware of the availability of the system
- Parents may refer to their oldest child’s report card or interim report for the student id

**Home Page** After a parent logs in, they will see their home page with the following tabs to click on:

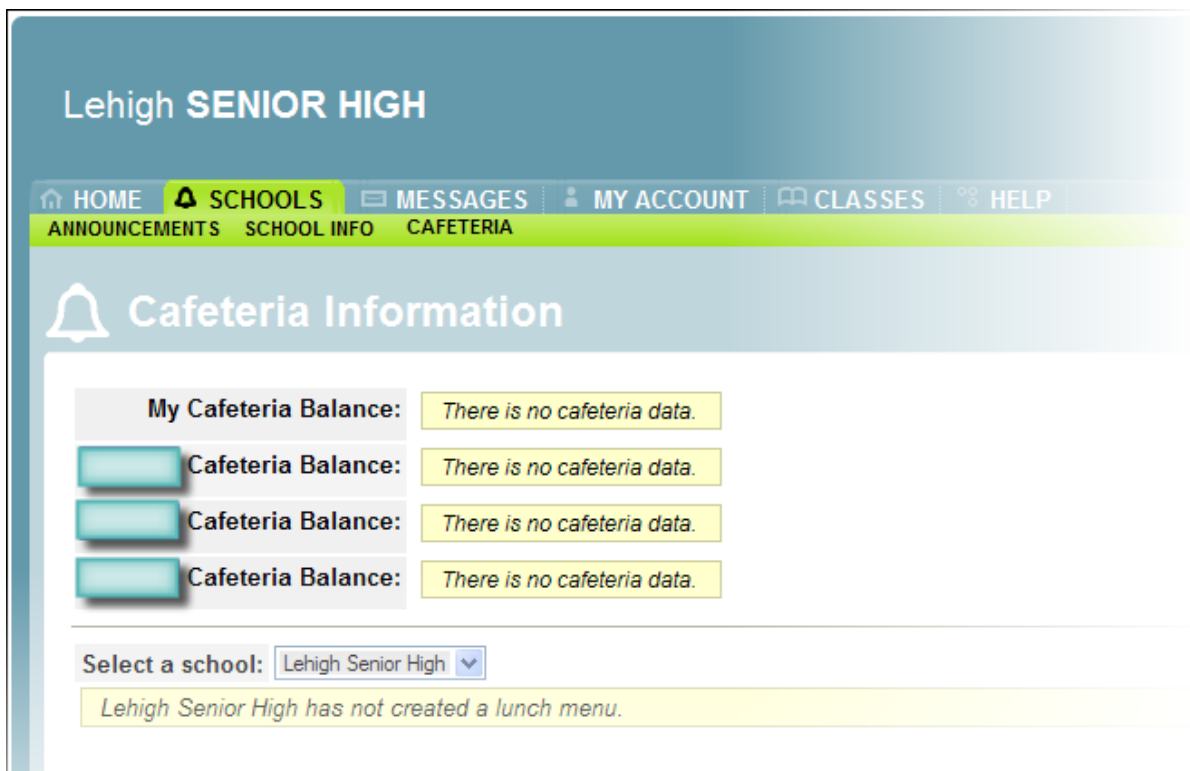


© 2005 PARLANT TECHNOLOGY ALL RIGHTS RESERVED

This website is divided into different sections which can be accessed using the tabs at the top: Home, School, Messages, My Account, Classes and Help. Each section is detailed below.

## Schools Tab

This tab has three sub areas: announcements, school info and cafeteria.



- The Announcements tab allows parents to see the announcements for all the schools where their students are assigned.

- The school info tab brings up a directory of the contact information for every school in the district.
- The cafeteria tab will display the balance of prepaid lunches and also the status of paid/reduced or free lunch status.

## Messages Tab

The Messages tab tracks the automatic messages generated from our grade and attendance management program and the messages constructed by teachers and administrators. Parentlink will automatically create messages when a child misses school, accumulates certain numbers of tardies or absences, and weekly attendance and low grade performance (letter grade D or lower) reports.

## My Account Tab

- The Account tab displays parent’s contact information – phone numbers, email address, etc. These must be changed by filling out the change of contact information form which is available at all school locations and cannot be changed in Parentlink. **Parents should change the password the first time they login to Parentlink for privacy reasons. If parents prefer that telephone messages require a password, they can check the box in the Message Delivery part of this window. If a parent has no internet access, they may contact the school’s Parentlink support person to do this.**

Lehigh SENIOR HIGH

HOME SCHOOLS MESSAGES **MY ACCOUNT** CLASSES HELP

ACCOUNT INFO PHONE NUMBER / ADDRESS

**Account Information - Parent or Guardian**

*If any of the information on this page is incorrect please contact at 6935353  
Your school can then update their databases with the correct information.*

**Login:** [Change login ID or password](#) ← **Change password here**  
**First name:**   
**Last name:**   
**Gender:** Female  
**Preferred language:** English-US

My students:	Name	Organization
	<input type="text"/>	Lehigh Senior High
		Lehigh Senior High
		Lehigh Senior High

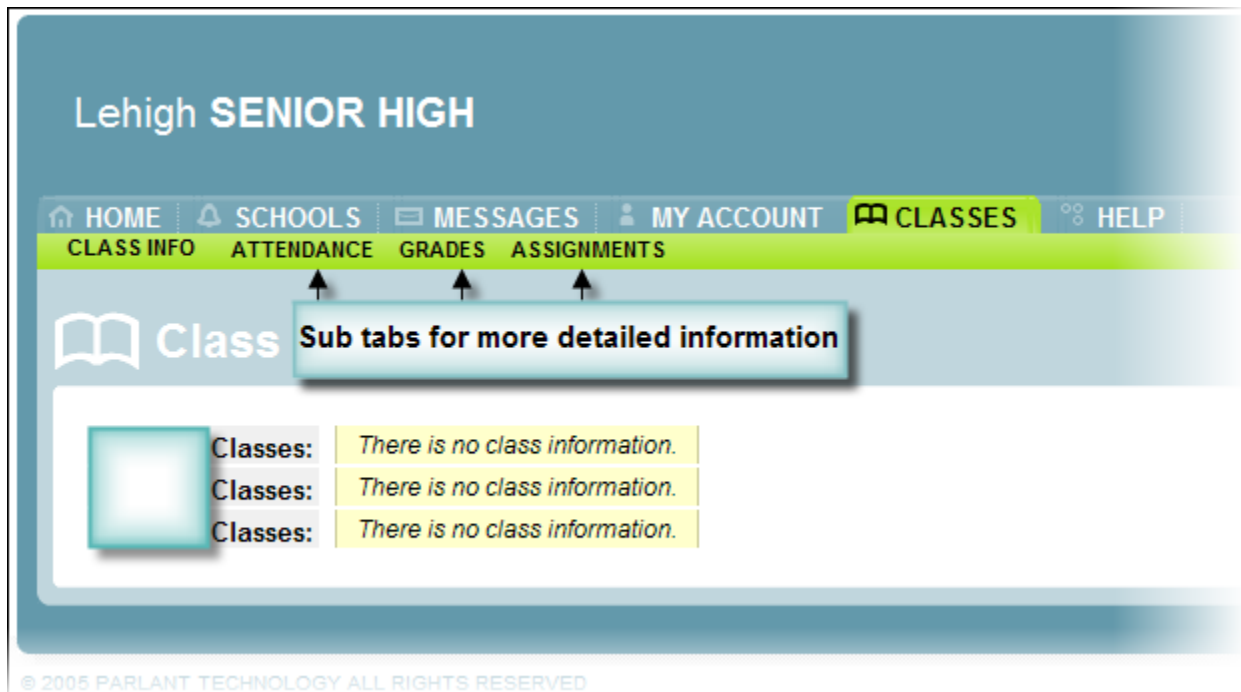
**Message delivery:**  Always ask for my password before playing messages over the phone

[Phone Numbers](#)

## Classes Tab

This tab gives parent's detailed information about the performance of their student. This tab has four sub tabs:

- Class Info - the student's schedule and teachers.
- Attendance - attendance records per class
- Grades – quarter grades for each class.
- Assignments – a view of which assignments were graded per class and what scores were awarded for each assignment. NOTE: some teachers have unique ways to keep track of assignments. If you have a question about scores make sure to contact that teacher directly or check the class syllabus.



## Help Tab

The Help tab has the contact information for various departments, schools and individuals. Parents should contact their school's Parentlink support person with any questions or issues with Parentlink.

## Optional Parentlink Phone features **239-337-3347**

**Homework Hotline** ...is available if teachers have set up their homework hotline. Parents will be given a 5 digit code for each teacher's homework hotline. The same 5 digit code is used to call Parentlink and leave a voice mail for a teacher.

**Announcements** ...can be accessed via the telephone if parents are given a Parentlink announcement code number for a school announcement. Or, parents can 'look up' the announcement over the telephone.